



# STOURFLEX

Technically Advanced Flexible Solutions

J&P Supplies Ltd  
 Junction Road, Audnam,  
 Stourbridge, West Midlands,  
 DY8 4YH  
 Tel: 01384 393329  
 Fax: 01384 440212  
 www.stourflex.co.uk


## Type JP21 Stainless Steel Flanged Pump Connector.

Now Available With Precision Fit Flexible Lagging Jackets To Suit JP21.

**Specification** Stainless steel pump connector consisting of stainless steel convoluted hose (grade 321), complete with stainless steel outer protective braid (grade 304). Fitted with fixed carbon steel flanges drilled to BS 4504 NP16.

**Application** Stourflex stainless Steel pump connectors are designed to reduce noise and vibration from pumps and reciprocating machinery. They are suitable for use on chilled water, L.T.H.W, M.T.H.W and steam.

Maximum working temperature 300°C.  
 Maximum working pressure 16 Bar.  
 Stourflex stainless steel pump connectors should not be used at both their maximum working temperature and pressure respectively.  
 Maximum test pressure = 1.5 x working pressure or 1.5 x flange rating, whichever the lower.



Lagging - Stourflex are now able to offer a tailor made flexible lagging jacket to help reduce heat losses on LTHW systems and heat gains & condensation on CHW systems. Please ask for more information.

| Part number | N.B. (mm) | Installed Length (mm) | Movement +/- (mm) | Max Working Pressure (bar) @ 120°C | Test Pressure (bar) |
|-------------|-----------|-----------------------|-------------------|------------------------------------|---------------------|
| JP21-15     | 15        | 220                   | 2                 | 16                                 | 24                  |
| JP21-20     | 20        | 220                   | 2                 | 16                                 | 24                  |
| JP21-25     | 25        | 250                   | 2                 | 16                                 | 24                  |
| JP21-32     | 32        | 300                   | 2                 | 16                                 | 24                  |
| JP21-40     | 40        | 300                   | 2                 | 16                                 | 24                  |
| JP21-50     | 50        | 300                   | 2                 | 16                                 | 24                  |
| JP21-65     | 65        | 300                   | 2                 | 16                                 | 24                  |
| JP21-80     | 80        | 300                   | 2                 | 16                                 | 24                  |
| JP21-100    | 100       | 300                   | 2                 | 10                                 | 15                  |
| JP21-125    | 125       | 300                   | 2                 | 10                                 | 15                  |
| JP21-150    | 150       | 350                   | 2                 | 6                                  | 9                   |

Additional end connections available.

Suffix: F . Carbon steel BS4504 NP16 flanges.  
 FS . Stainless steel BS4504 NP16 flanges.  
 NS . Non standard flange.

Please refer to Stourflex Type JP251 stainless steel screwed universal movement hose assembly where larger movements or higher pressures or WRAS Approval are required.

All Stourflex products should be installed in accordance with our fitting instructions.

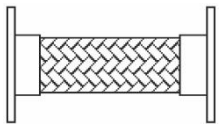
All hose lengths have a tolerance of up to 5%.



## Installation, Operation and Maintenance Instructions For Stainless Steel Pump Connectors Screwed and Flanged

- Storage** Stainless steel pump connectors should be stored in a cool, dark, clean area and be protected from damage caused by other items of plant and equipment.
- Inspection** Stainless steel pump connectors should be inspected for external damage to the stainless steel overbraiding and hose convolutions.
- Selection** Check that the correct rubber bellows have been selected for the operating conditions that exist. Temperature, pressure and movement should all be confirmed, as the wrong selection may result in failure of the system. If the pump connector is being used on potable or domestic hot water services, ensure the unit is WRAS Approved and has been supplied with stainless steel end connections.
- Installation** Stainless steel pump connectors should be installed at their correct installation length. They should not be compressed or extended. Pipework should be true and straight and adjustments made if dimensions exceed movement capabilities of the pump connectors being used.

Correct Installation



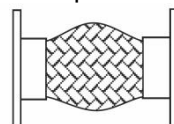
✓

Extension




x

Compression



x

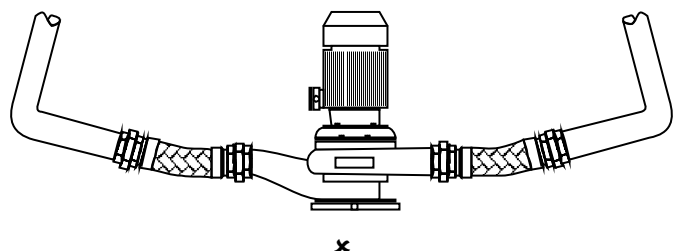
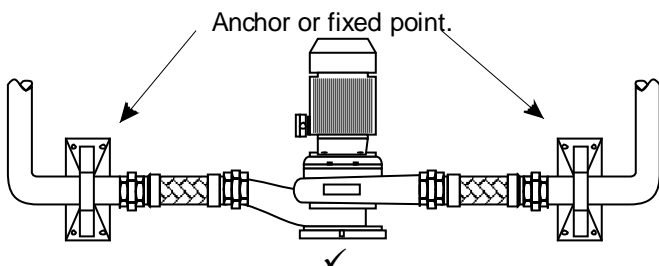
Angulation



x

- Test Pressure** If a hydraulic pressure test is to be carried out on a system containing pump connectors, ensure that the anchors are correctly fitting before the test is carried out. Also ensure that the test pressure (usually 1.5 x working) does not exceed the maximum test pressure of the pump connector.

- Anchoring** Stainless steel pump connectors must be anchored to ensure their correct performance.



Stainless steel pump connectors will exert a pressure thrust in service and must be anchored to protect adjacent pipework and equipment. Rubber bellows will extend under pressure and must be anchored to prevent this happening.

- Maintenance** When properly installed and used at their correct operating temperature and pressure, stainless steel pump connectors will give many years of trouble free service. However they should be inspected periodically for signs of deterioration. End connections and flange bolts should be checked and re-tightened if required. If insulation is to be used this should be removable to allow an inspection to be carried out.